

# Fenders

We have one of the nation's largest fender manufacturing facilities in our industry. Our fenders are built with exacting specifications on precision production equipment. When it comes to fenders, no one beats us. **Note: Fenders are not available painted.**

21 SERIES – 1" RADIUS WITH .750" 90° LIP					
Part #	Width	Length	Height	Standard Material	Wheel Size
<b>Single Axle</b>					
2101	5.50"	19.250"	6"	16 ga cr	8"
2137	8"	28"	10"	16 ga cr	13"
2118	9"	29.50"	11.750"	16 ga cr	13"
2104	9"	31"	13.50"	16 ga cr	14"
2105	9"	32"	15"	16 ga cr	15"
2108	10.750"	32"	16"	16 ga cr	15"
2106	10.750"	36"	20"	16 ga cr	16"
<b>Tandem Axle - Regular</b>					
2111	9"	66"	19.50"	16 ga cr	14"
2143	9"	72"	18"	16 ga cr	15"
2112	9"	72"	20.50"	16 ga cr	15"
2114	10.750"	72"	20.50"	16 ga cr	16"
<b>Tandem Axle - with Drop</b>					
2168	9"	66"	16.50"	16 ga cr	14"
2199-162	9"	66"	16.250"	16 ga cr	16"
2121	9"	66"	19.50"	16 ga cr	14"
2122	9"	72"	20.50"	16 ga cr	15"
2123	10.750"	68"	20"	16 ga cr	15"
2124	10.750"	72"	20.50"	16 ga cr	16"
2126	13"	72"	20.50"	16 ga cr	16"
<b>Triple Axle - with Drop</b>					
2141	9"	108"	20.50"	16 ga cr	15"
2142	10.750"	108"	20.50"	16 ga cr	16"

22 SERIES – 2" RADIUS WITH 90° LIP					
Part #	Width	Length	Height	Standard Material	Wheel Size
<b>Tandem Axle - with Drop</b>					
2223	10.750"	72"	21.50"	14 ga cr	16"
2224	12"	72"	21.50"	14 ga cr	16"

23 SERIES – 1" RADIUS BOTH SIDES					
Part #	Width	Length	Height	Standard Material	Wheel Size
<b>Single Axle</b>					
2304	7"	28"	10"	16 ga cr	12"
2306	8"	28"	10"	16 ga cr	13"
2314	9"	31"	13"	16 ga cr	14"
2315	9"	32"	16"	16 ga cr	15"




2105



2112



2122



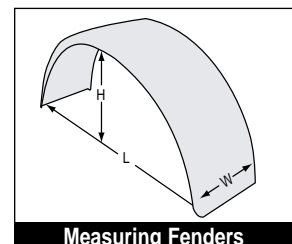
2141

## Reference

- 21 series – 1" radius, 90° lip
- 22 series – 2" radius, 90° lip
- 23 series – 1" radius both sides
- 24 series – 1½" radius both sides, pressed
- 25 series – Slant back
- 26 series – Square broke, (jeep style)


## Abbreviations Used

- A – Aluminum
- AT – Aluminum, tread brite
- CR – Cold rolled steel
- G – Galvanized steel
- GN – Galvaneal steel
- T – Steel tread plate




Measuring Fenders


# Fenders




2402



2502



2603-1



2124-T

## 24 SERIES – 1.50" RADIUS BOTH SIDES, PRESSED

Part #	Width	Length	Height	Standard Material	Wheel Size
<b>Single Axle</b>					
2401	7"	21"	6"	16 ga cr	8"
2402	7.50"	23.50"	6.50"	16 ga cr	12"
2402-G	7.50"	23.50"	6.50"	16 ga glv	12"
2403	9"	29"	8.50"	16 ga cr	13"

## 25 SERIES – SLANT BACK

Part #	Width	Length	Height	Standard Material	Wheel Size
<b>Single Axle - .750" 90° Slant Back</b>					
2501	8.50" x 7"	28"	11"	16 ga cr	13"
2502	9" x 7"	31"	13.50"	16 ga cr	14"
2516	9" x 7"	31"	14.750"	16 ga cr	14"
<b>Tandem Axle - with Drop, with Tabs</b>					
2548	10.750" x 7"	66"	16.50"	14 ga cr	14"

## 26 SERIES – 1" RADIUS BOTH SIDES, JEEP STYLE SQUARE BROKE

Part #	Width	Length	Height	Flat Top	Standard Material	Wheel Size
<b>Single Axle</b>						
2606-1	8"	21.50"	7"	15"	16 ga cr	8"
2608-1	8"	22.50"	8"	15"	16 ga cr	8"
2601-1	8"	23"	9"	15"	16 ga cr	8"
2602-1	8"	23.750"	7"	17"	16 ga cr	8"
2603-1	8"	26"	10"	17"	16 ga cr	13"
2604-1	8"	28"	10"	20"	16 ga cr	13"
2605-2	9"	32"	13"	22"	16 ga cr	15"
2605-3	10"	32"	13"	22"	16 ga cr	15"
2607-3	10"	33"	16.50"	20"	16 ga cr	16"

## STEEL TREAD FENDERS


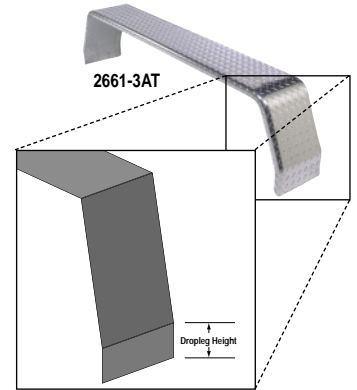
Part #	Width	Length	Height	Standard Material	Wheel Size
<b>Single Axle</b>					
2105-T	9"	32"	15"	14 ga tread	15"
2108-T	10.750"	32"	16"	14 ga tread	15"
<b>Single Axle - Square Broke</b>					
2605-3T	10"	32"	13"	14 ga tread	15"
<b>Tandem Axle - Regular</b>					
2112-T	9"	72"	20.50"	14 ga tread	15"
<b>Tandem Axle - with Drop</b>					
2122-T	9"	72"	20.50"	14 ga tread	15"
2124-T	10.750"	72"	20.50"	14 ga tread	16"
<b>Tandem Axle - Square Broke</b>					
2651-31T	10"	72"	19"	14 ga tread	15"

Note: Fenders are not available painted.

# Fenders

## ALUMINUM TREAD FENDERS

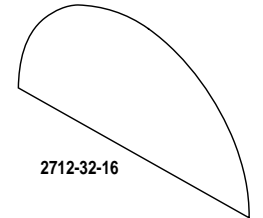
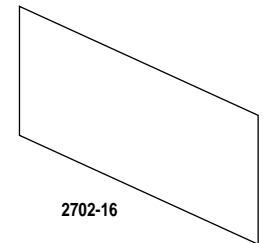
Part #	Width	Length	Height	Standard Material	Dropleg Height	Wheel Size
<b>Single Axle - Square Broke (Jeep Style)</b>						
2605-3AT	10"	32"	13"	.100 alm tread	n/a	15"
2660-3AT	10"	32"	14"	.100 alm tread	4"	15"
2607-3AT	10"	33"	16.50"	.100 alm tread	n/a	16"
<b>Tandem Axle - Square Broke (Jeep Style)</b>						
2661-3AT	10"	68.50"	16"	.100 alm tread	4"	15"
2651-31AT	10"	72"	19"	.100 alm tread	n/a	15"
<b>Triple Axle - Square Broke (Jeep Style)</b>						
2662-3AT	10"	102"	16"	.100 alm tread	4"	15"
<b>Tandem Axle - With Drop, 1" Radius with 90° Lip</b>						
2122-AT	9"	72"	20.50"	.100 alm tread	n/a	15"
2123-AT	10.750"	68"	20"	.100 alm tread	n/a	15"
2124-AT	10.750"	72"	20.50"	.100 alm tread	n/a	15"




Make your job easier with precut fender backs. Available in multiple materials for our most popular fenders. **Note:** Fenders are available with back welded in place.

## FENDER BACKS


Part #	Height	Standard Length	Standard Material	Weight	Fits Fenders
<b>Square Fender Backs</b>					
2702-16	12"	69"	16 ga cr	12.0 lbs.	Tandem
2727-14T	12"	72"	14 ga tread	21.87 lbs.	Tandem
2705-14	12"	105"	14 ga cr	27.3 lbs.	Triple
<b>Precut Fender Backs</b>					
2710-32-16	10"	29.50"	16 ga cr	4.8 lbs.	32"
2710-32-18	10"	29.50"	18 ga cr	3.9 lbs.	32"
2712-32-16	12"	30.50"	16 ga cr	5.8 lbs.	32"
2712-32-18	12"	30.50"	18 ga cr	4.9 lbs.	32"
2712-66-16	12"	64.50"	16 ga cr	10.5 lbs.	66"
2712-66-18	12"	64.50"	18 ga cr	9.8 lbs.	66"
2712-72-14T	12"	70"	14 ga tread	19.87 lbs.	72"
2712-72-16	12"	70"	16 ga cr	11.0 lbs.	72"
2712-72-18	12"	70"	18 ga cr	10.4 lbs.	72"




**Note:** Fenders are not available painted.




# Fenders



1102

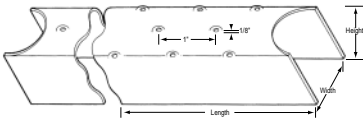


1203



1276

1503



KTFEN1400Z

## TRANSPORT FENDERS

Part #	Width	Length	Stretch Out	Style	Groove	Material
<b>Front Fenders</b>						
1101	25"	139"	144"	Front	Up	.090 aluminum
1102	25"	139"	144"	Front	Down	.090 aluminum
1103	25"	129"	144"	Front	Down	.090 aluminum
1120	25"	119"	134"	Front	Smooth	.090 aluminum
1111	25"	150"	155"	Front	Down	.090 aluminum
1301	25"	139"	144"	Front	Down	14 ga cr
1302	25"	129"	144"	Front	Down	14 ga cr
1113-T	25"	139"	144"	Front	Smooth	.100 alm tread
<b>Rear Fenders</b>						
1201	25"	96"	106"	Rear	Up	.090 aluminum
1202	25"	96"	106"	Rear	Down	.090 aluminum
1203	25"	105"	133"	Rear	Down	.090 aluminum
1204	25"	102"	112"	Rear	Down	.090 aluminum
1210	25"	144"	154"	Rear	Down	.090 aluminum
1325	25"	96"	106"	Rear	Down	14 ga cr
1326	25"	105"	133"	Rear	Down	14 ga cr
1214-T	25"	105"	133"	Rear	Smooth	.100 alm tread
1299-052T	25"	96"	106"	Rear	Smooth	.100 alm tread
<b>Single Fenders</b>						
1275	25"	44"	60"	Single	Down	.090 aluminum
1276	25"	48"	66"	Single	Down	.090 aluminum
1350	25"	44"	60"	Single	Smooth	14 ga cr
1351	25"	48"	66"	Single	Smooth	14 ga cr
1299-004T	25"	48"	66"	Single	Smooth	.100 alm tread

## LADDER RUNGS

Part #	Holes	Length	Height	Width	Material	Fits
1503	3 rows	17.385"	1.125"	1.50"	14 ga cr	1.385" OD pipe
1503-A	3 rows	17.385"	1.125"	1.375"	.125 alm	1.385" OD pipe
1502-SS	2 rows	17"	1"	1.385"	.060 ss	1" OD pipe

## TRANSPORT FENDER MOUNTING KIT

Part #	Includes
KTFEN1400Z	1 zinc pipe, 3 zinc u-bolts, 6 zinc lock nuts, 1 vinyl end cap, 1 zinc clamp